

# TIRE PRESSURE ALERT VALVE CAPS

These easy to install replacement valve caps constantly monitor your tire pressures with clear , bright colour indicators . TIRE ZONED valve caps are precisely made for a full range of cars , vans , motorcycles and light trucks and are accurate to within 1 lb . Utilize the TIRE ZONE safety pressure indicators and travel with confidence . Be sure to choose the TIRE ZONED to match the front and rear pressure as recommended by the vehicle manufacturer.

## FEATURES

- Easy to install
- Increased safety
- Increased gas mileage
- Increased tire life

## Range

PSI

26 / 28 / 30 / 32 / 34 / 36 / 38 / 40 / 42 / 44 / 45 / 46 / 48 / 50 / 55 / 60 / 65 / 70 / 75 / 80

BAR

1.8 / 2.0 / 2.2 / 2.4 / 2.6 / 2.8 / 3.0 / 3.2 / 3.4 / 4.0 / 4.2 ... 5.6 bar

## IMPORTANT

If in doubt choosing the correct TYRE ZONED tyre pressure indicator PSI-Bar values for your application, refer to vehicle owner manual or contact vehicle manufacturer.

## Application

- Passenger Vehicles
- Commercial Vehicles
- Caravans
- Boat Trailers
- Domestic Trailers
- Motor Bikes
- Push Bikes
- All air inflatable tyres with standard air valve.



TZ01



TZ02



TZ03

## MODEL NUMBER

**#0601** 4 PIECES AIR PRESSURE CAPS IN 1 SET , BLISTER CARD PACKAGE.

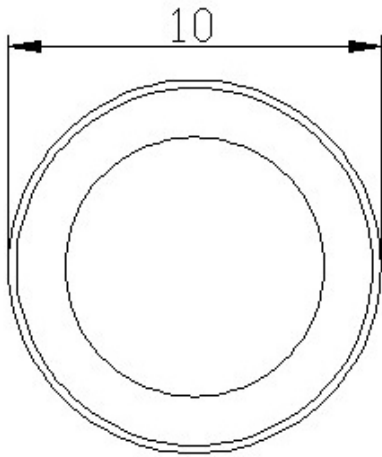
**#0602** 4 PIECES AIR PRESSURE CAPS WITH 1 PIECE SPANNER , 4 PIECES UNITS , BLISTER CARD PACKAGE.

**#0603** 2 PIECES AIR PRESSURE CAPS IN 1 SET , BLISTER CARD PACKAGE.

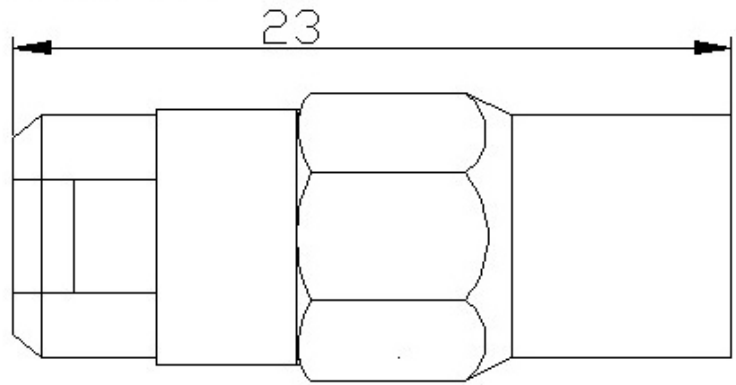
## Packing Detail

Item No	Net weight for per piece (kg)	Measurement for per box (length*wide*high)	Quantity for per carton (PCS / SET)	Net weight for per carton (KGS)	Gross weight for per carton	Measurement for carton (length*wide*high)
0601	0.07	22.5*13.5*14	360	15.50	16.50	58*40*28
0602	0.14	22.5*13.5*14	432	19.50	20.50	58*40*28
0603	0.07	22.5*13.5*14	360	7.75	8.75	58*40*28

## DIMENSION & MATERIAL



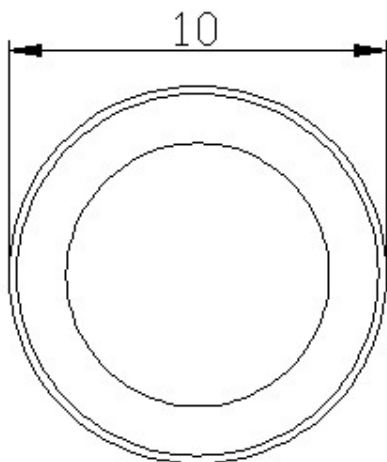
Unit :mm



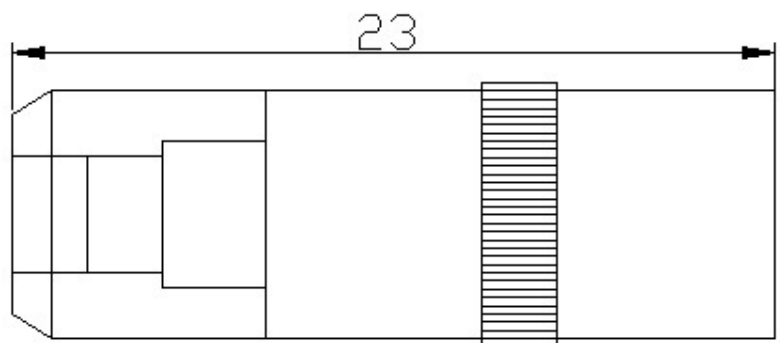
Color Indicator : Plastic

Top Cover : Acrylic

Connection : Chrome-printed brass



Unit :mm



Color Indicator : Plastic

Top Cover : Acrylic

Connection : Chrome-printed brass

## PRODUCT DESCRIPTION

TYRE ZONED - tyre air pressure indicator(valve cap) allow for visual air pressure loss from your tyres by three tier colour indicators GREEN, YELLOW, RED, visible through upper transparent portion of TYRE ZONED - tyre air pressure indicator.



## INDICATOR DISPLAY FUNCTION



**GREEN :**  
CORRECT TYRE PRESSURE.



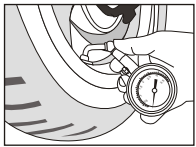
**GREEN/YELLOW :**  
AIR LOSS 25% PSI, INFLATE TYRE TO RECOMMEND AIR PRESSURE.



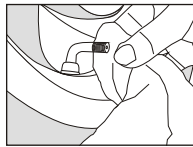
**GREEN/YELLOW/RED :**  
AIR LOSS MORE THAN 25%~30% PSI, INFLATE TYRE IMMEDIATELY, DO NOT OPERATE VEHICLE UNTIL PROBLEM TYRE IS INFLATED TO RECOMMENDED AIR PRESSURE.

**NOTE :** When the air loss 25% psi , the indicator may display GREEN/YELLOW/RED , you shall inflate tyre immediately .

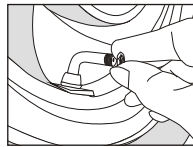
## FITTING INSTRUCTIONS :



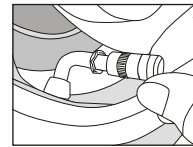
Step 1



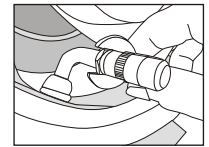
Step 2



Step 3-1



Step 3-2



Step 3-3

Prior to fitting TYRE ZONED - tyre air pressure indicator to your tyre air valve, ensure you have selected the appropriate PSI-Bar rating for your application.

- Step 1** Remove existing tyre air valve cap turning(anti clockwise).  
Use our tire gauge to measure tire pressure , make sure the tire under correct pressure .
- Step 2** Once removed wash tyre air valve thread with clean cloth soaked in mild detergent to move road grime thus creating positive connection once TYRE-ZONED - tyre pressure indicator is applied to tyre air valve.
- Step 3-1** If the indicator set with anti-theft kit , use the simple spanner to screw the nut to the tyre air valve.
- Step 3-2** Fit the air indicator to tyre air valve(truning clockwise) until fully threaded on tyre air valve reason-able finger tight pressure is sufficient to secure the air indicator to your tyre valve .
- Step 3-3** If the indicator set with anti-theft kit , use the simple spanner to screw the nut to the indicator(anti-clockwise).

Once the above procedure has been completed with the air indicator secured on to tyre air valve , the clear portion of the air indicator should automatically exhibit GREEN through clear section of the indicator - indicating your tyre is inflated to recommend air pressure.

## IMPORTANT

If your vehicle is subject to regular Auto Car Wash , after exiting Auto Car Wash , it's recommended to check the indicator(on each tyre air valve) for possible lossening which may occur during Auto Car Wash.

"If any auto , bike use for acrobatics performance , cross-country performance , the user shall take off the tire pressure alert caps before any performance may cause sudden pressure raise up for 80psi ."



**ASIAGAUGE INTERNATIONAL COMPANY**

Marketing Handling Office:  
9F2, NO141 Bade Road, ChaiYi City, Taiwan 60085 Tel : 886-5-2330027 / Fax : 886-5-2330095